

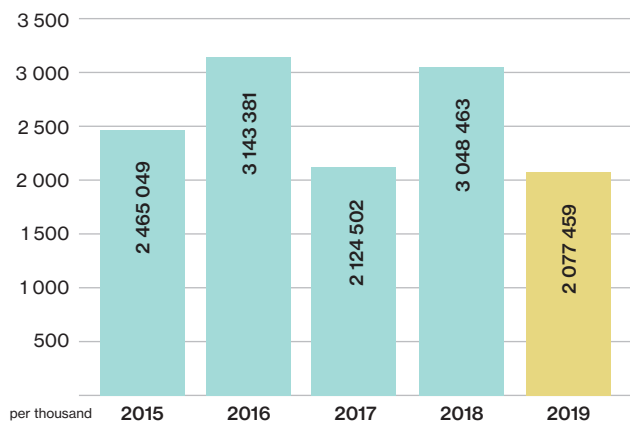
2019

Facts & Figures

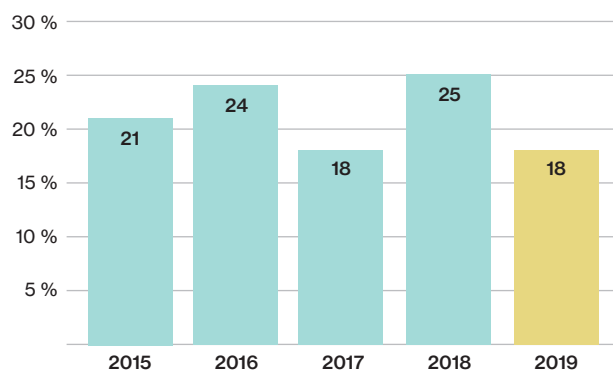
Box Office

Compared to the record-breaking year of 2018, 2019 was a fairly weak year at the Box Office for Norwegian Cinema. However, almost every fifth ticket sold at the Cinema were for a Norwegian film and the market share for Norwegian film remains slightly above the EU average.

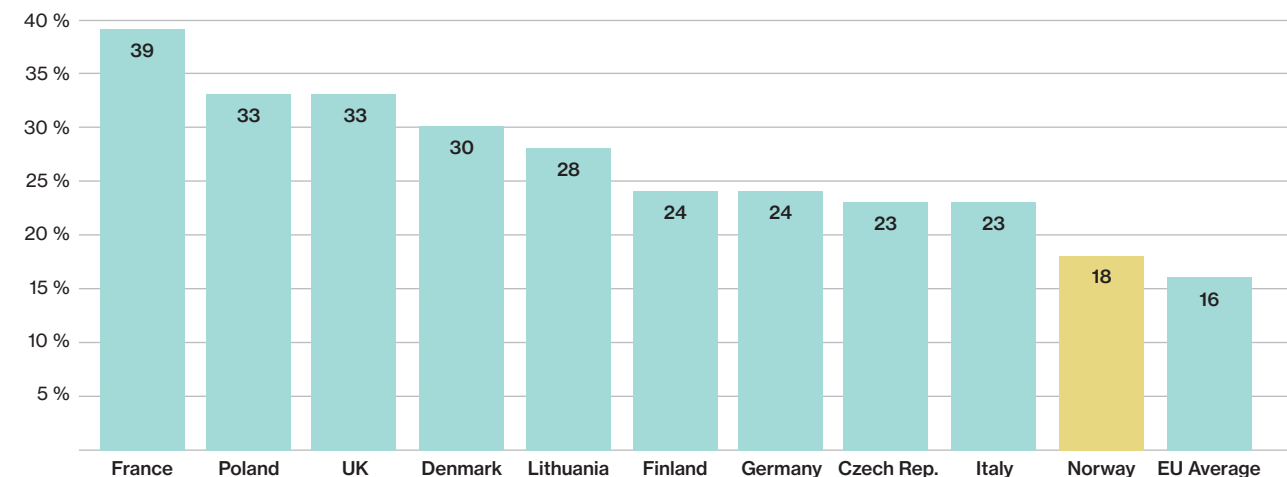
Admissions to Norwegian films at the cinema 2015–2019



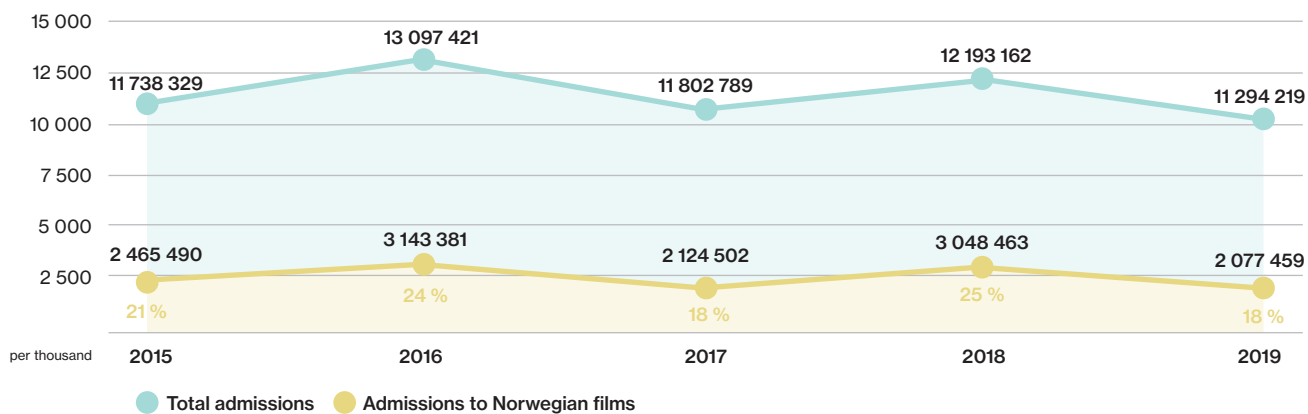
Norwegian Market Share



Largest domestic market shares within the EU, 2019



Total admissions



Number of releases

2019 saw the release of 21 Norwegian feature films, including four documentaries, and five titles for children. Among the 21 released films 14 had received production funding from the Norwegian Film Institute, including the seven films with the highest admissions numbers.

Number of releases

Tittel	Besøk	Received prod. funds from NFI	Format	For Children	Scheme
Snekker Andersen og den vesle bygda som glømte at det var jul	418283	Yes	Fiction	Yes	Market
Askeladden - I soria Moria slott	258109	Yes	Fiction	Yes	Market
Kaptein Sabeltann og jakten på den magiske diament	252141	Yes	Fiction	Yes	Market
Tunnelen	209647	Yes	Fiction	No	Market
Roald Amundsen	209039	Yes	Fiction	No	Market
Ut å stjæle hester	105669	Yes	Fiction	No	Commissioner
Psychobitch	103309	Yes	Fiction	No	Commissioner
Operasjon mumie	99622	No	Fiction	Yes	None
Spionen	81149	Yes	Fiction	No	Commissioner
Håp	45678	Yes	Fiction	No	Commissioner
Disco	40479	Yes	Fiction	No	Commissioner
Brillebjørn på ferie	39982	No	Fiction	Yes	None
Born 2 drive	33723	Yes	Documentary	No	Commissioner
Astrup	26119	No	Documentary	No	None
Barn	19942	Yes	Fiction	Yes	Commissioner
De dødes tjern	17424	No	Fiction	No	None
Villmarksbarna på Grønland	13597	No	Documentary	No	None
Kamel	10977	Yes	Documentary	No	Commissioner
Swingers	10093	No	Fiction	No	None
Jeg ser deg	5441	No	Fiction	No	None
Hjelperytteren	1464	Yes	Fiction	No	Commissioner

Number of Norwegian Cinema feature-length 2015-2019

2015	26
2016	27
2017	35
2018	27
2019	21

Norwegian minority co-productions with NFI funding, 2019

History of love
Skammerens datter 2
Britt-Marie var her

Digital platforms

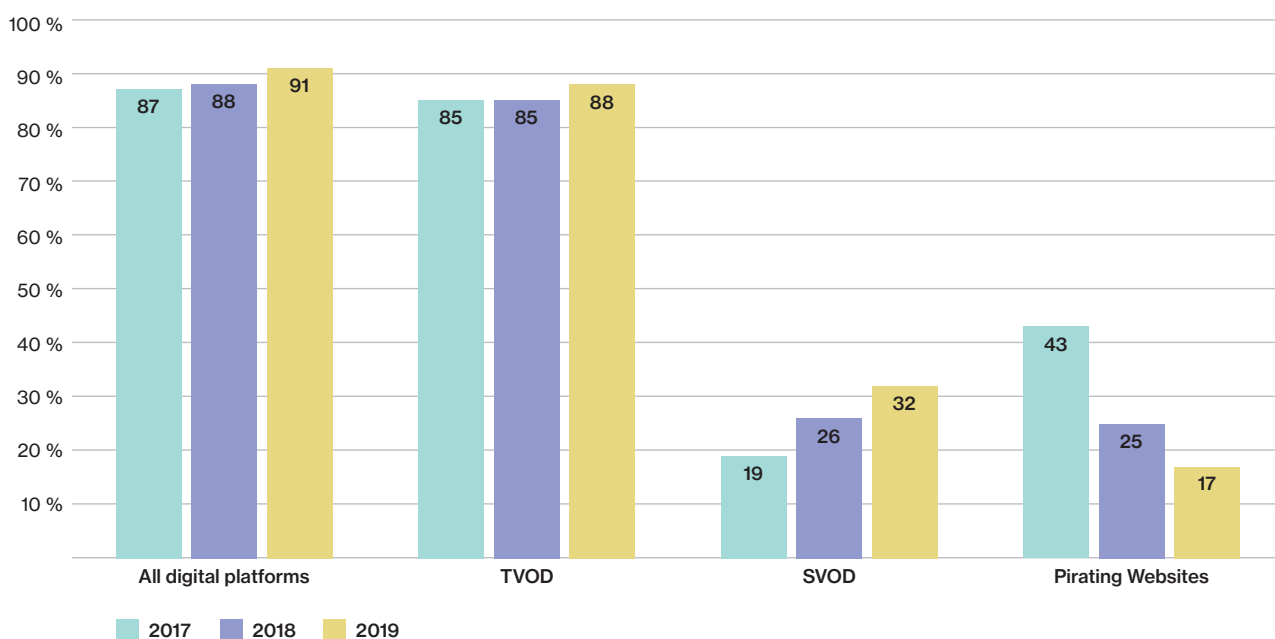
The vast majority of Norwegian film, released within the last five years, are available on a digital platform. While there is still room for improvement in the availability of Norwegian film on SVOD-services, we have seen an increase from close to every fifth to every third Norwegian film being available on such a service over the last three years.

2019 saw a slight decline in the market share for Norwegian film on VOD-services, while Norwegian drama series saw a substantial increase.

Market Share VOD

	Film	Drama series
2017	6,0 %	11,2 %
2018	7,4 %	12,5 %
2019	6,9 %	16,7 %

Availability of Norwegian Feature-Length Film, Digital Platforms



Female share

The female share of key staff* among projects that received production funding from NFI (for all formats) was 52% in 2019, slightly *above* NFI's targeted long-term goal at 50 percent.

In 2019 the female share among released films that received no funding was in fact higher than the films with production funding from NFI.

*Producer, director and screenwriter

As this figure relates to year of funding some lag when comparing the figures with the female share of key staff among feature length films released is to be expected.

Female share of key staff in feature length releases, 2015-2019

	2015	2016	2017	2018	2019
Received funding from NFI	45 %	36 %	36 %	37 %	32 %
No NFI funding	11 %	10 %	28 %	24 %	41 %
All	34 %	33 %	31 %	33 %	35 %

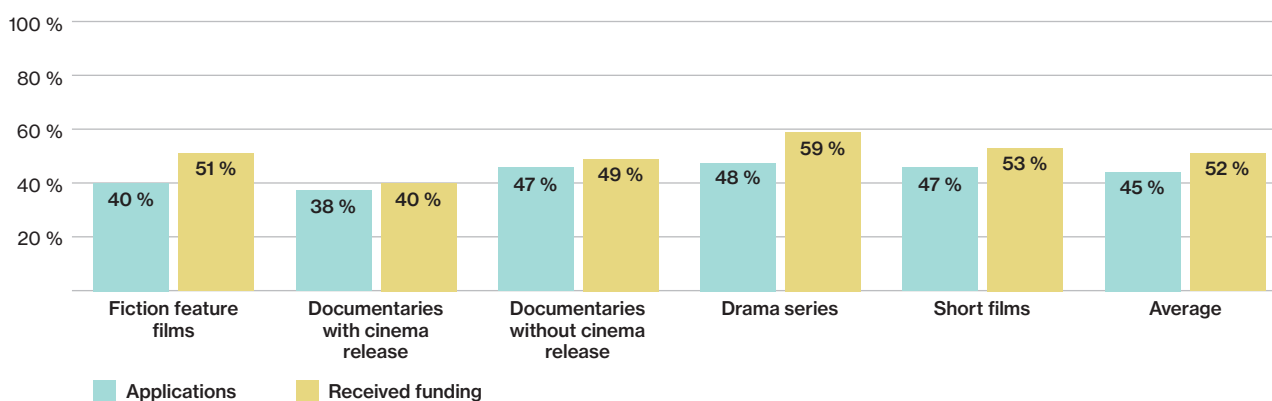
Share of Female Main characters in feature length releases, 2016-2019

	2016	2017	2018	2019
Received funding from NFI	25 %	28 %	71 %	32 %
No NFI funding	33 %	25 %	33 %	41 %
Children's film	0 %	17 %	50 %	55 %
All	30 %	27 %	53 %	35 %

Female share of key staff in projects with production funding from NFI

	2015	2016	2017	2018	2019
Fiction feature films	36 %	32 %	35 %	53 %	51 %
Documentaries with cinema release	0 %	0 %	0 %	0 %	40 %
Documentaries without cinema release	37 %	44 %	35 %	23 %	49 %
Drama series	18 %	37 %	48 %	41 %	59 %
Short films	50 %	43 %	56 %	58 %	53 %

Female share of key staff in productions with NFI funding 2019, detailed



Funding

NFI administers several subsidy schemes. The commissioner scheme for artistically rated films, drama series, short films and video games, the market scheme targeted towards films with broad audience appeal, a minority Co-production scheme, and the New Ways scheme targeted towards innovative low budget

projects with a large degree of creative freedom for the directors and producers involved. NFI funding also includes box office support for films that obtain certain criteria, regardless of whether they have received earlier funding from NFI. In total, the NFI granted over 486 million NOK to the above-mentioned schemes.

Norwegian Film Funding 2019

Format	Development	Production	Promotion National	Promotion International	Box Office Bonus	Total
Fiction Feature Films, artistically rated	11 155 000	54 075 000	2 146 801	8 353 000	41 806 949	117 536 750
New Ways Norway scheme (feature films)	1 054 242	10 710 000	450 000	2 100 000	-	14 314 242
Feature film, Market Criteria Scheme	-	44 000 000	542 500	8 310 440	55 337 522	108 190 462
Co-Productions (minority)	-	12 053 800	-	400 000	1 428 527	13 882 327
Feature films without production funding	-	-	250 079	11 128 955	58 185 323	69 564 357
Sum	12 209 242	120 838 800	3 389 380	30 292 395	156 758 321	323 488 138
Short films	485 000	16 225 695	1 079 457	-	-	17 790 152
New Ways Norway scheme (short films)	690 300	1 151 306	-	-	-	1 841 606
Sum	1 175 300	17 377 001	1 079 457	-	-	19 631 758
Documentaries without cinema release, artistically rated	18 019 500	9 730 000	1 314 052	-	-	29 063 552
New Ways Norway scheme (documentaries)	1 987 653	839 340	281 000	-	-	3 107 993
Documentary series, , artistically rated	1 125 000	-	-	-	-	1 125 000
Documentaries with cinema release, artistically rated	2 870 000	8 050 000	322 400	4 000 000	9 801 351	25 043 751
Co-productions (minority)	-	3 259 000	-	-	-	3 259 000
Sum	24 002 153	21 878 340	1 917 452	4 000 000	9 801 351	61 599 296
Drama series	11 695 000	44 300 000	466 120	-	-	56 461 120
New Ways Norway scheme (drama series)	1 540 000	-	-	-	-	1 540 000
Sum	13 235 000	44 300 000	466 120	-	0	58 001 120
Video games	23 050 000	-	148 750	296 600	-	23 495 350
Total	73 671 695	204 394 141	7 001 159	34 588 995	166 559 672	486 215 662

In 2019 the NFI received 881 applications regarding development, production or promotional grants. Among these, about 48 per cent, or 421 applications, were approved.

Norwegian Film Funding 2019

Scheme	Development		Production		Promotion National		Promotion International	
	Applic.	Grants	Applic.	Grants	Applic.	Grants	Applic.	Grants
Fiction Feature Films, artistically rated	75	50	36	7	12	11	6	6
New Ways Norway scheme (feature films)	11	3	2	2	5	4	2	2
Feature film, Market Criteria Scheme	0	0	34	4	5	5	4	4
Co-Productions (minority)	0	0	18	6	0	0	2	2
Feature films without production funding	0	0	0	0	6	6	11	10
Sum	86	53	90	19	28	26	25	24
Short films	26	6	170	35	27	26	1	0
New Ways Norway scheme (short films)	16	2	1	1	0	0	0	0
Sum	42	8	171	36	27	26	1	0
Documentaries without cinema release, artistically rated	105	62	34	11	24	22	0	0
New Ways Norway scheme (documentaries)	15	4	1	1	3	2	2	2
Documentary series, , artistically rated	6	3	0	0	0	0	0	0
Documentaries with cinema release, artistically rated	14	6	9	5	6	6	2	2
Co-Productions (minority)	0	0	11	7	0	0	0	0
Sum	140	75	55	24	33	30	4	4
Drama series, artistically rated	48	45	17	8	7	6	0	0
New Ways Norway scheme (drama series)	4	2	0	0	0	0	0	0
Sum	52	47	17	8	7	6	0	0
Video games	97	30	0	0	4	3	2	2
Total	417	213	333	87	99	91	32	30

Financing

Norwegian drama series has grown hugely in popularity, aligning with the rise of streaming services in the last few years. As such it is not surprising that drama series has the largest average budgets when comparing formats. As the numbers show, NFI remains a large and important, quite often the largest, source of financing for Norwegian film projects.

Feature films remain the largest recipient of project funding, with 53 % of the total project funding being given to feature film projects. The distribution of funds by format in 2018 was closely aligned to the average distribution over the last five years.

NFI funding and budget averages

	Number of productions	Average production Budget	Average production support	NFI average production funding as part of total average production budget
Documentaries without cinema release	12	2 595 730	880 778	34 %
Documentaries (Minority Co-productions)	6	35 446 393	500 000	1 %
Drama series	8	65 188 638	5 537 500	8 %
Documentaries with cinema release	5	6 612 293	1 610 000	24 %
Short films	35	1 109 639	493 629	44 %
Short films (Minority co-productions)	1	620 000	100 000	16 %
Artistically rated feature films	9	20 157 197	7 198 333	36 %
Market criteria scheme	4	51 206 250	110 000 00	21 %
Feature films (Minority co-productions)	5	43 476 849	2 008 967	5 %

NFI funding (production and box office support) as share of total production budget

Format	2016	2017	2018	2019
Feature films with box office support	56 %	55 %	58 %	53 %
Feature films without box office support	33 %	55 %	26 %	40 %
Short films	50 %	58 %	48 %	44 %
Drama series	12 %	9 %	9 %	9 %
Documentaries	38 %	43 %	38 %	41 %

Festivals

Norwegian Film and video games operate in a global market. International success and recognition is an ambition for Norwegian projects and the NFI backs this ambition by financial support and consulting services. In 2018 74 Norwegian projects either participated or were nominated for awards in internationally renowned festivals (for their respective fields).

Participation, nominations and awards for Norwegian films by format and year*

		2017	2018	2019
Feature films	Participation in large, international festivals	6	20	12
	Awards	-	1	4
	Nominations	2	1	3
Short films	Participation in large, international festivals	20	14	10
	Awards	2	1	1
	Nominations	2	-	0
Documentaries	Participation in large, international festivals	30	19	16
	Awards	3	5	1
	Nominations	5	3	
Drama series	Awards	6	4	5
	Nominations	11	11	15
Video games	Awards	5	3	3
	Nominations	10	10	10

Film communication and promotion

The intention of the NFI funding scheme for film communication and promotion is to lay the groundwork for high quality and diversity in movie offerings and to develop film culture in Norway. As such the schemes are designed to provide access to quality films for children and adults alike in cinema and other viewing platforms, as well as providing education on film history and expanding audiences knowledge of Norwegian and foreign film.

NFI funding and budget averages

	Applications	Rejections	Grants	Amount NOK
Festivals and events				
Film festivals	34	12	22	21 545 000
Local film and cinema initiatives	54	18	39	1 805 000
Film cultural initiatives	53	23	27	1 679 000
Initiatives arranged by festivals	12	6	6	2 202 000
Sum	153	59	94	27 231 000
Cinematheques				
Cinematheques outside Oslo	8	0	8	5 815 000
The Norwegian Federation of film societies	1	0	1	3 200 000
Sum	9	0	9	9 015 000
Promotion				
National campaigns	2	1	1	1 350 000
Publications	9	3	6	1 069 000
Sum	11	3	7	2 419 000
Seminars and technical/skill development				
Industry initiatives and seminars	3	0	2	2 150 000
Technical guidance	1	0	1	900 000
Sum	4	0	3	3 050 000
Cinema and video distribution				
Films granted support for cinema distribution	81	51	30	3 311 500
Films granted a minimum distribution guarantee	10	4	6	1 294 000
Dubbing (movies targeted for children)	8	2	6	645 000
Video distribution	115	65	50	1 030 750
Sum	214	140	92	6 281 250

Other support schemes

In addition to the schemes targeted towards financing projects and film communication, NFI is the custodians of several schemes with a wide variety of purposes. Amongst these are the script development scheme and Idea development scheme which are targeted towards the earliest parts of a project's development, while the incentive scheme is targeted towards large productions that chose Norway as a location for their projects.

Other support schemes

Schemes	2017		2018		2019	
	Number of grants	Amount (NOK)	Number of grants	Amount (NOK)	Number of grants	Amount (NOK)
Incentive scheme, films and series	9	62 975 000	6	57 400 000	7	75 000 000
The Norwegian South Film Fund	8	4 000 000	6	3 000 000	8	2 660 000
Script Development Scheme	59	7 300 000	59	7 075 000	58	7 075 000
Personal training grants	6	1 200 000	6	1 200 000	6	800 000
Idea development New Ways Norway (Feature Films)	4	400 000	4	400 000	4	1 200 000
Grants international training	91	1 353 550	147	2 331 389	142	2 325 290
Recruitment grants	5	250 000	4	200 000	4	200 000
Promotion of Norwegian films on international venues	8	1 900 645	12	2 442 308	13	2 437 296
Sum	190	79 379 195	244	74 842 598	242	91 697 586